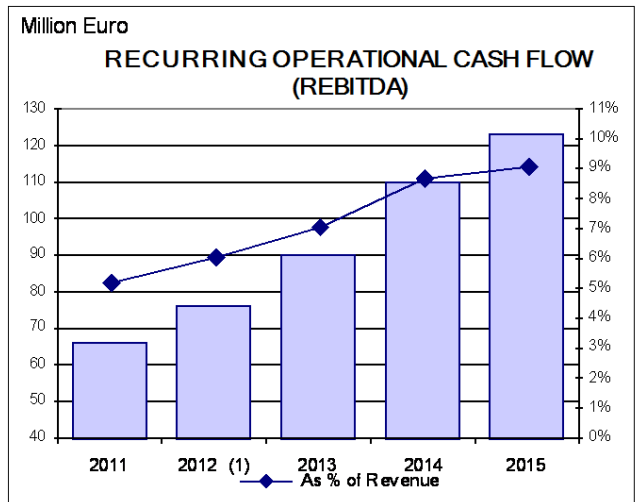
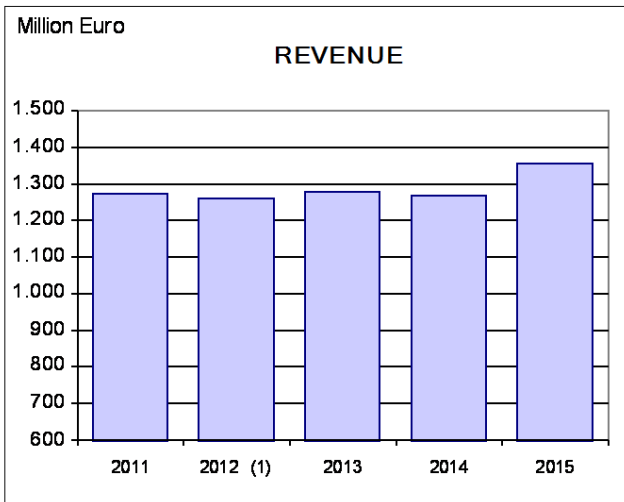


KEY FINANCIAL FIGURES

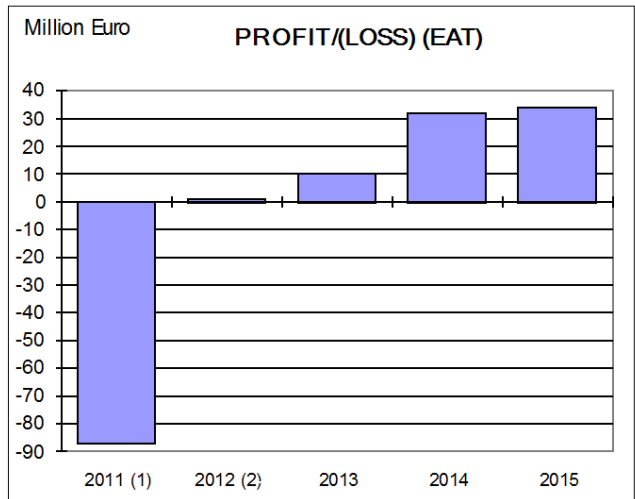
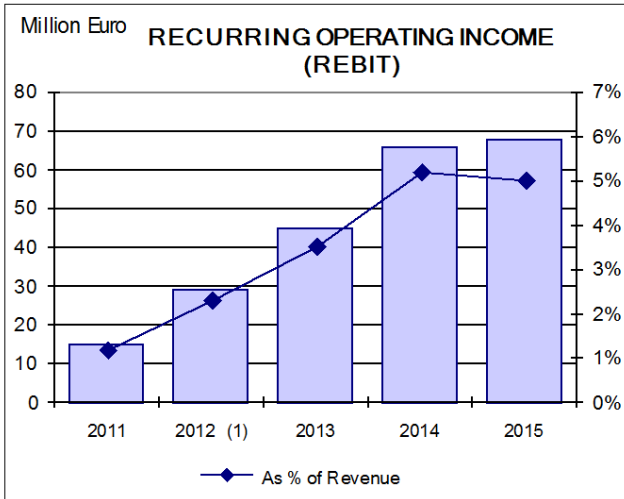
Million Euro	2011	2012 ⁽¹⁾	2013	2014	2015
REVENUE	1.273	1.260	1.278	1.269	1.357
RECURRING OPERATIONAL CASH FLOW (REBITDA)	66	76	90	110	123
<u>Recurring depreciation, amortisation & write-offs</u>	<u>-51</u>	<u>-47</u>	<u>-45</u>	<u>-44</u>	<u>-55</u>
RECURRING OPERATIONAL PROFIT (REBIT)	15	29	45	66	68
Non-recurring items	-11	0	-9	-10	-9
Impairment	-87	0	0	-2	-3
OPERATIONAL PROFIT (EBIT)	-82	29	36	54	56
Net financial income / (expense)	-19	-26	-15	-10	-21
<u>Result according to the equity method</u>	<u>0</u>	<u>0</u>	<u>-4</u>	<u>0</u>	<u>2</u>
PRE-TAX CURRENT PROFIT/(LOSS)	-101	3	17	44	37
<u>Income tax expense</u>	<u>7</u>	<u>-1</u>	<u>-7</u>	<u>-12</u>	<u>-3</u>
PROFIT/(LOSS) FROM CONTINUING OPERATIONS	-94	2	10	32	34
<u>Profit/(loss) from discontinued operations</u>	<u>8</u>	<u>0</u>	<u>0</u>	<u>0</u>	<u>0</u>
PROFIT/(LOSS) (EAT)	-87	2	10	32	34
Net fixed assets (NFA)	496	471	455	465	580
<u>Working capital need (WCN)</u>	<u>100</u>	<u>70</u>	<u>19</u>	<u>24</u>	<u>12</u>
CAPITAL EMPLOYED	595	541	474	489	592
Equity	350	327	335	354	379
Provisions and others	16	13	7	11	22
Subordinated debt	58	60	63	66	69
<u>Senior net financial debt (NFD)</u>	<u>172</u>	<u>141</u>	<u>69</u>	<u>58</u>	<u>122</u>
CAPITAL PROVIDED	595	541	474	489	592
RATIO'S					
Recurring operational cash flow (REBITDA) / Revenue	5,2%	6,0%	7,0%	8,7%	9,1%
Recurring operational profit (REBIT) / Revenue	1,2%	2,3%	3,5%	5,2%	5,0%
Net profit (loss) / Revenue	-6,8%	0,2%	0,8%	2,5%	2,5%
Senior NFD / Equity	49%	43%	21%	16%	32%
Senior NFD / recurring operational Cash Flow (REBITDA)	2,6	1,9	0,8	0,5	1,0
Recurring operational profit (REBIT) / capital employed	2,6%	5,4%	9,5%	13,5%	11,5%
Capital Expenditures	32	23	34	57	86

(1) The figures for the comparative periods have been restated following adoption of the amended IAS 19 Employee Benefits



¹ 2012 = restated for IAS 19 Revised

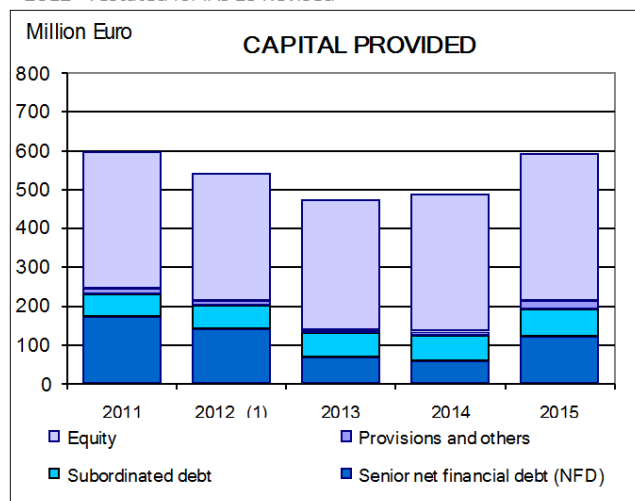
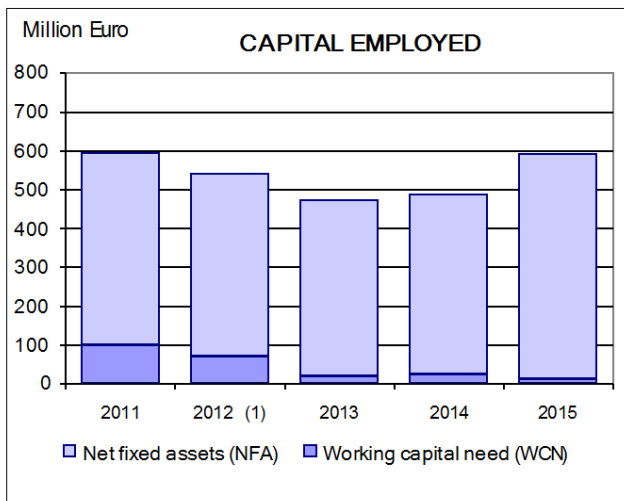
¹ 2012 = restated for IAS 19 Revised



¹ 2012 = restated for IAS 19 Revised

¹ 2011 = without impairments

² 2012 = restated for IAS 19 Revised



¹ 2012 = restated for IAS 19 Revised

¹ 2012 = restated for IAS 19 Revised